


TLS-S60 Genral lighting

S60FD





S60FD

Basic Parameters

Material	AL6063-T5,spraying surface
IP Grade	IP20
Warranty	5 years (emergency model: 3 years)

Electrical Parameters

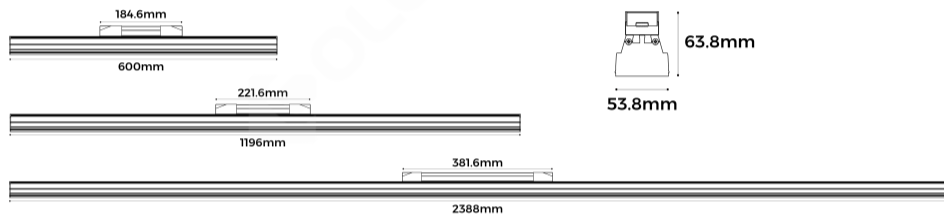
Control	1-10V Dimming,DALI Dimming,Non-Dimming
---------	--

Optical Parameters

Version	Normal,High efficiency,3 CCT tunable (Dial switch),Emergency
SDCM	≤3 Step(ANSI)
Length	600mm,1200mm,2400mm
CRI	>80,>90
CCT	2700K,3000K,3500K,4000K,5000K,6500K,3000K-6500K

Luminous Efficacy	110LM/W(regular model/emergency model), 140LM/W(high efficiency model)
-------------------	--

Dimensions



Luminaire Parameters

Version	Length	Power(W)	PCB Current(A)	CRI	CCT	Lumens(LM) @White, Sliver	Lumens(LM) @Black
Normal	600mm	17W	0.45	>80	4000K	1870	1496
Normal	1200mm	34W	0.9	>80	4000K	3740	2992
Normal	2400mm	68W	1.8	>80	4000K	7480	5984
Normal	600mm	17W	0.45	>90	4000K	1608	1286
Normal	1200mm	34W	0.9	>90	4000K	3216	2573
Normal	2400mm	68W	1.8	>90	4000K	6432	5146
High efficiency	600mm	14W	0.4	>80	4000K	1960	1568
High efficiency	1200mm	28W	0.75	>80	4000K	3920	3136
High efficiency	2400mm	56W	1.5	>80	4000K	7840	6272
High efficiency	600mm	14W	0.4	>90	4000K	1685	1348
High efficiency	1200mm	28W	0.75	>90	4000K	3371	2696
High efficiency	2400mm	56W	1.5	>90	4000K	6742	5393
3 CCT tunable(Dial switch)	600mm	17W	0.45	>80	3000K-6500K	1836/1955/1836	1468/1564/1468
3 CCT tunable(Dial switch)	1200mm	34W	0.9	>80	3000K-6500K	3672/3910/3670	2936/3128/2936
3 CCT tunable(Dial switch)	2400mm	68W	1.8	>80	3000K-6500K	7344/7820/7344	5875/6256/5875
3 CCT tunable(Dial switch)	600mm	17W	0.45	>90	3000K-6500K	1564/1666/1564	1251/1332/1251
3 CCT tunable(Dial switch)	1200mm	34W	0.9	>90	3000K-6500K	3128/3332/3128	2502/2665/2502
3 CCT tunable(Dial switch)	2400mm	68W	1.8	>90	3000K-6500K	6315/6725/6315	5052/5380/5052
Emergency	1200mm	34W	0.9	>80	4000K	3740	2992
Emergency	1200mm	34W	0.9	>90	4000K	3216	2573
Normal	600mm	17W	0.45	>80	2700K	1589	1271
Normal	1200mm	34W	0.9	>80	2700K	3179	2543

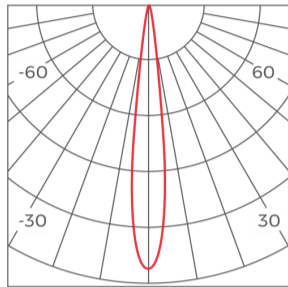
Normal	2400mm	68W	1.8	>80	2700K	6358	5086
Normal	600mm	17W	0.45	>90	2700K	1366	1093
Normal	1200mm	34W	0.9	>90	2700K	2733	2187
Normal	2400mm	68W	1.8	>90	2700K	5467	4374
High efficiency	600mm	14W	0.4	>80	2700K	1862	1489
High efficiency	1200mm	28W	0.75	>80	2700K	3724	2979
High efficiency	2400mm	56W	1.5	>80	2700K	7448	5958
High efficiency	600mm	14W	0.4	>90	2700K	1652	1321
High efficiency	1200mm	28W	0.75	>90	2700K	3304	2643
High efficiency	2400mm	56W	1.5	>90	2700K	6608	5286
Emergency	1200mm	34W	0.9	>80	2700K	3179	2543
Emergency	1200mm	34W	0.9	>90	2700K	2733	2187
Normal	600mm	17W	0.45	>80	3000K	1683	1346
Normal	1200mm	34W	0.9	>80	3000K	3366	2692
Normal	2400mm	68W	1.8	>80	3000K	6732	5385
Normal	600mm	17W	0.45	>90	3000K	1447	1157
Normal	1200mm	34W	0.9	>90	3000K	2894	2315
Normal	2400mm	68W	1.8	>90	3000K	5789	4631
High efficiency	600mm	14W	0.4	>80	3000K	1960	1568
High efficiency	1200mm	28W	0.75	>80	3000K	3920	3136
High efficiency	2400mm	56W	1.5	>80	3000K	7840	6272
High efficiency	600mm	14W	0.4	>90	3000K	1685	1348
High efficiency	1200mm	28W	0.75	>90	3000K	3371	2696
High efficiency	2400mm	56W	1.5	>90	3000K	6742	5393
Emergency	1200mm	34W	0.9	>80	3000K	3366	2692
Emergency	1200mm	34W	0.9	>90	3000K	2894	2315
Normal	600mm	17W	0.45	>80	3500K	1813	1451
Normal	1200mm	34W	0.9	>80	3500K	3627	2902
Normal	2400mm	68W	1.8	>80	3500K	7255	5804
Normal	600mm	17W	0.45	>90	3500K	1559	1247
Normal	1200mm	34W	0.9	>90	3500K	3119	2495
Normal	2400mm	68W	1.8	>90	3500K	6239	4991
Emergency	1200mm	34W	0.9	>80	3500K	3627	2902
Emergency	1200mm	34W	0.9	>90	3500K	3119	2495
Normal	600mm	17W	0.45	>80	5000K	1870	1496
Normal	1200mm	34W	0.9	>80	5000K	3740	2992
Normal	2400mm	68W	1.8	>80	5000K	7480	5984
Normal	600mm	17W	0.45	>90	5000K	1608	1286
Normal	1200mm	34W	0.9	>90	5000K	3216	2573
Normal	2400mm	68W	1.8	>90	5000K	6432	5146
Emergency	1200mm	34W	0.9	>80	5000K	3740	2992
Emergency	1200mm	34W	0.9	>90	5000K	3216	2573
Normal	600mm	17W	0.45	>80	6500K	1870	1496
Normal	1200mm	34W	0.9	>80	6500K	3740	2992
Normal	2400mm	68W	1.8	>80	6500K	7480	5984
Normal	600mm	17W	0.45	>90	6500K	1608	1286
Normal	1200mm	34W	0.9	>90	6500K	3216	2573
Normal	2400mm	68W	1.8	>90	6500K	6432	5146
High efficiency	600mm	14W	0.4	>80	6500K	1960	1568
High efficiency	1200mm	28W	0.75	>80	6500K	3920	3136
High efficiency	2400mm	56W	1.5	>80	6500K	7840	6272

High efficiency	600mm	14W	0.4	>90	6500K	1685	1348
High efficiency	1200mm	28W	0.75	>90	6500K	3371	2696
High efficiency	2400mm	56W	1.5	>90	6500K	6742	5393
Emergency	1200mm	34W	0.9	>80	6500K	3740	2992
Emergency	1200mm	34W	0.9	>90	6500K	3216	2573

1. The output data is based on the testing result of Ra80,4000k,white coated luminaires;
2. The tolerance of output data can be vary up to 10%;
3. The output data is typical value;

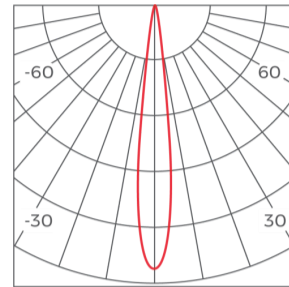
Light Distribution

Normal-100°



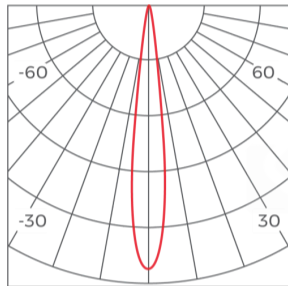
h(m)	D(cm)	E(lx)
1	241	1533
2	482	383
3	724	170
4	965	96

High efficiency-100°



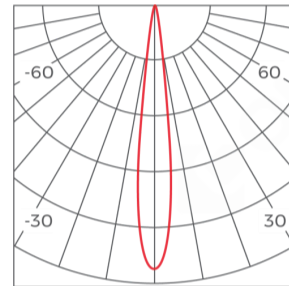
h(m)	D(cm)	E(lx)
1	267	1388
2	534	347
3	802	154
4	1069	86

3 CCT tunable(Dial switch)-100°



h(m)	D(cm)	E(lx)
1	241	1544
2	482	386
3	724	171
4	965	96


Emergency-100°




h(m)	D(cm)	E(lx)
1	241	1533
2	482	383
3	724	170
4	965	96

Common Accessories

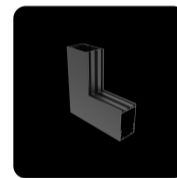
Standard Corner




L90-LS60
 Applicable product model: PR-S60
 Installation method: L-shaped splicing
 Material process: Al6063-T5/chromed
 Light source: NO
 Size: 200*200*85mm
 Othes:Includes 2PCS EX-45(N) splicing accessories



L90N-LS60
 Applicable product model: PR-S60
 Installation method: L-shaped splicing(inward)
 Material process: Al6063-T5/chromed
 Light source: NO
 Size: 200*200*85mm
 Othes:Includes 2PCS EX-45(N) splicing accessories



L90W-LS60
 Applicable product model: PR-S60
 Installation method: L-shaped splicing(outward)
 Material process: Al6063-T5/chromed
 Light source: NO
 Size: 200*200*85mm
 Othes:Includes 2PCS EX-45(N) splicing accessories



T90-LS60
 Applicable product model: PR-S60
 Installation method: T-shaped splicing
 Material process: Al6063-T5/chromed
 Light source: NO
 Size: 305*188*85mm
 Othes:Includes 3PCS EX-45(N) splicing accessories



X90-LS60
 Applicable product model: PR-S60
 Installation method: X-shaped splicing
 Material process: Al6063-T5/chromed
 Light source: NO
 Size: 350*350*85mm
 Othes:Includes 4PCS EX-45(N) splicing accessories

Splicing accessory



EX-45(N)
 Applicable product model:PR-S60/P
 R-LE60 Material process:SPCC Size: 13
 5*51.6*51.5mm Quantity: 1 PCS/SET
 Other:Includes mounting screws.

Power feeder



CM-11

Applicable product model: S60 M
aterial process: PVC Size: 1000*φ6
mm Wire diameter:18AWG Quanti
ty: 1PCS/ set Others:Module connec
tion cable, length is 1m,3 pin non-d
imming version , for the first mod
ule power feeding/ inter-modules
power feeding



CM-12

Applicable product model: S60 M
aterial process: PVC Size: 1000*φ6.5
mm Wire diameter:18AWG Quanti
ty: 1PCS/ set Others:Module connec
tion cable, length is 1m , 5 pin dim
ming version , for the first module
power feeding/ inter-modules pow
er feeding



CM-13

Applicable product model: S60 M
aterial process: PVC Size: 2000*φ6
mm Wire diameter:18AWG Quanti
ty: 1PCS/ set Others:Module connec
tion cable, length is 2m , 3 pin non
-dimming version , for the first mod
ule power feeding/ inter-modules
power feeding



CM-14

Applicable product model: S60 M
aterial process: PVC Size: 2000*φ6.
5mm Wire diameter:18AWG Quan
ty: 1PCS/ set Others:Module connec
tion cable, length is 2m , 5 pin di
imming version , for the first mod
ule power feeding/ inter-modules
power feeding



CM-15

Applicable product model: S60 M
aterial process: PVC Size: 2000*φ6.
5mm Wire diameter:18AWG Quan
ty: 1PCS/ set Others:1-in-2-out po
wer cable , length is 2m , 5 pin di
imming version , for power feeding
from outside between 2 modules



CM-16


Applicable product model: S60 M
aterial process:PVC Size: 480*φ5.9
mm Wire diameter:18AWG Quanti
ty: 1PCS/ set Others:2-in-2-out cor
ner connection cable , For T/X cor
ner modeling , for inter-modules po
wer feeding

Cover



CV-BS5470FD

Applicable product model: BS5470/
BH5470/LS5470(F)/LR5535(A)/LR553
5(B)/S60
Diffuser Nature: Diffuser
Material process: PC
Light transmittance: 80%
Size: 20000*48.8*6.0mm & 50000*4
8.8*6.0mm
Other: Fire protection rating UL94-V2;



CV-S60FB


Applicable product model:S60 Diffus
er Nature: blind cover Material proces
s: AL6063 aluminum/powder-coated
Light transmittance:/ Size: 2500*53.8
*22.8mm Other:Black/White/Silver

End cap accessory



EC-LE60

Applicable product model:PR-LE60
Material process: aluminum/powder-
coated Size: 76*85*9mm Quantity:2P
CS/ set



EC-LS60(N)


Applicable product model:PR-S60 M
aterial process: aluminum/powder-co
ated black Size: / Quantity:2PCS/ set

Installation accessory



CL-06

Applicable product model:BS5470/LS5470(F)/LS60FD/LS60FP/LS60G/LS60BD/LS60HP/LS60LA/LS60LS/S60 Installation method: ceiling Material process: Iron zinc alloy/electroplating Size: 90.5*54*5.9mm Quantity: 2PCS/ set



CP-16

Applicable product model:BH5470/BH7977/S60/LS60 Installation method: pendant Material process: SUS304 Size: 37*7*20mm Quantity: 2PCS/ set



CP-30

Applicable product model:LS5470(F)/BS5470/LS60/PR-S60 Installation method: Ceiling Material process: SUS304 Size: 41.2*20*5.8mm Quantity: 4PCS/ set



PG-IXXX

Applicable product model:LS1911C/LS1911K/LS3535/LS5050/LS3360/LS4067/LS5470(F)/LS7977/LT60/BH3360/BH5470/BH7977/BS3360/BS5470/BS7977/LS60/S60/LS25/LH40FD/LH40FP/LH40G/LS40FD/LS40FP/LS40G/LS40GW/M20FD/M20G(A)/M20G/M20I/M20S/R25FD/R25FP/R25G/R25KD/R25L/R35I/R35S/RNR30MJ/RNR30NJ/RNR30NK Installation method: pendant Material process:/ Maximum weight capacity: 8KG Quantity: 2PCS/ set Other:Pendant rod (1-2m adjustable), include 2pcs pendant rods, 2 pcs rectangular screw



PN(E)-D

Applicable product model: LINE ECO series Installation method: Pendant Material process: Nickel plating Size: / Quantity: 2PCS/SET Other:2 meter wire rope 2PCS, cable locker 2PCS, cable holder 2PCS, M5 flat head Phillips screws 2PCS, M4*35mm screws 2PCS, expansion tube 2PCS




PN-DXX

Applicable product model: LS1911C/LS1911K/LS3535/LS5050/LS3360/LS4067/LS5470(F)/LS7977/LT60/BH3360/BH5470/BH7977/BS3360/BS5470/BS7977/LS5470(F)/LS7977/LT60/LINE40 series product/LINE60 series product/TLS-R6X0 track Installation method: Pendant Material process:Pearl Chrome Size:/ Quantity: 2PCS/ set Other:Junction box not included, 2 pcs pendant cable accessory, pendant cable length 4m, rectangular screw model.



PY-DXXX

Applicable product model: LS1911C/LS1911K/LS3535/LS5050/LS3360/LS4067/LS5470(F)/LS7977/LT60/BH3360/BH5470/BH7977/BS3360/BS5470/BS7977/LS60/S60/LS5470(F)/LS7977/LT60/LH40FD/LH40FP/LH40G/LS40FD/LS40FP/LS40G/LS40GW Installation method: pendant Material process: Spraying surface Size: / Quantity: 1 set Other:Including junction box, 2PCS wire rope, wire rope 2M/4M length optional,1PCS 5PIN terminal,1PCS ceiling bottom plate, 2PCS screws



RN-09

Applicable product model:PR-LE60 Installation method: recessed Material process: SPCC/baking paint Size:100.7*56.6*84.5mm Quantity: 2PCS/ set Other:Including 2PCS N-shaped buckle,2PCS flat head screws, 2pcs M7 fixing screw tubes, 2pcs M7 nuts

Profile



PR-LE60

Applicable product model: S60FD/S60FP/S60HP/S60BD/S60LA/S60LS/S60G/S60S-52WA/S60S-35RB/S60S-23WC/CS-S60 Material process: aluminum/powder spraying Size:2500*76*85mm



PR-S60

Applicable product model: S60FD/S60FP/S60HP/S60BD/S60LA/S60LS/S60G/S60S-52WA/S60S-35RB/S60S-23WC/CS-S60 Material process: aluminum/powder spraying Size:2500*56*85mm

Packing

Quantity /box	QTY/CTN	NW (kg/box)	N. WT (ctn)	G.WT (ctn)	Size (cm/carton)	Product Size (mm)
1	6	0.58	3.48	5.4	127.6*16.2*22	600*53.8*40.6
1	6	1.12	6.72	6.72	187.2*16.2*22	1196*53.8*40.6
1	6	2.2	13.2	13.2	246.8*16.2*22	2388*53.8*40.6

Attentions

1. Non-professionals are prohibited from installing, disassembling and repairing the product.
2. Avoid scratching, distortion and irregular bending of the product during installation; otherwise it may cause irreparable damage to the product.
3. Please use professional cutting tools when cutting.
4. Do not use any acid or alkaline adhesive to fix products.
5. The product is only suitable for indoor dry places, can not be used in outdoor, seaside or wet environment.
6. PC features: Each 10°C rise or drop will make diffuser extend or shrink 0.8mm/m, please confirm before processing and use.